




Follow all of ScienceDaily's **latest research news** and **top science headlines!**

## Science News

from research organizations

 Print  Email  Share

### Physicists excited by discovery of new form of matter, excitonium

Abbamonte group achieves first-ever measurement of excitonium collective modes and first observation of soft plasmon in any material

*Date:* December 8, 2017

*Source:* University of Illinois College of Engineering

*Summary:* Excitonium has a team of researchers ... well... excited! They have demonstrated the existence of an enigmatic new form of matter, which has perplexed scientists since it was first theorized almost 50 years ago.

*Share:*

#### RELATED TOPICS

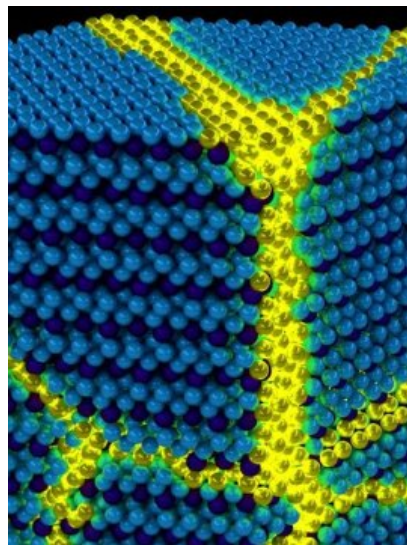
#### Matter & Energy

- > Physics
- > Materials Science
- > Spintronics
- > Quantum Physics
- > Graphene
- > Engineering and Construction
- > Inorganic Chemistry
- > Thermodynamics

#### RELATED TERMS

- > List of phases of matter
- > Scientific method
- > Absolute zero
- > Gravitation
- > Fullerene
- > Chemistry
- > Mass
- > Introduction to quantum mechanics

#### FULL STORY



This is an artist's depiction of the collective excitons of an excitonic solid. These excitations can be thought of as propagating domain walls (yellow) in an otherwise ordered solid exciton background (blue).

*Credit: Peter Abbamonte, U. of I. Department of Physics and Frederick Seitz Materials Research Laboratory*


Excitonium has a team of researchers at the University of Illinois at Urbana-Champaign... well... excited! Professor of Physics Peter Abbamonte and graduate students Anshul Kogar and Mindy Rak, with input from colleagues at Illinois, University of California, Berkeley, and University of Amsterdam, have proven

### Most Popular


this week

#### SPACE & TIME

Possible Vestiges of a Universe Previous to the Big Bang




Voyager 1 Fires Up Thrusters After 37 Years



Black Holes' Magnetism Surprisingly Wimpy

#### MATTER & ENERGY



Physicists Excited by Discovery of New Form of Matter, Excitonium



Engineers 3-D Print a 'Living Tattoo'

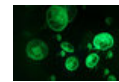


CRISPR-Cas9 Technique Targeting Epigenetics Reverses Disease in Mice

#### COMPUTERS & MATH



Smartphone Addiction Creates Imbalance in Brain, Study Suggests



Experiment Demonstrates Quantum Mechanical Effects from Biological System



In First, 3-D Printed Objects Connect to WiFi Without Electronics

### Strange & Offbeat

#### SPACE & TIME



Black Holes' Magnetism Surprisingly Wimpy



Clay Minerals on Mars May Have Formed in Primordial Steam Bath



Living on Thin Air -- Microbe Mystery Solved

#### MATTER & ENERGY

the existence of this enigmatic new form of matter, which has perplexed scientists since it was first theorized almost 50 years ago.

The team studied non-doped crystals of the oft-analyzed transition metal dichalcogenide titanium diselenide (1T-TiSe<sub>2</sub>) and reproduced their surprising results five times on different cleaved crystals. University of Amsterdam Professor of Physics Jasper van Wezel provided crucial theoretical interpretation of the experimental results.

So what exactly is excitonium?

Excitonium is a condensate -- it exhibits macroscopic quantum phenomena, like a superconductor, or superfluid, or insulating electronic crystal. It's made up of excitons, particles that are formed in a very strange quantum mechanical pairing, namely that of an escaped electron and the hole it left behind.

It defies reason, but it turns out that when an electron, seated at the edge of a crowded-with-electrons valence band in a semiconductor, gets excited and jumps over the energy gap to the otherwise empty conduction band, it leaves behind a "hole" in the valence band. That hole behaves as though it were a particle with positive charge, and it attracts the escaped electron. When the escaped electron with its negative charge, pairs up with the hole, the two remarkably form a composite particle, a boson -- an exciton.

In point of fact, the hole's particle-like attributes are attributable to the collective behavior of the surrounding crowd of electrons. But that understanding makes the pairing no less strange and wonderful.

Why has excitonium taken 50 years to be discovered in real materials?

Until now, scientists have not had the experimental tools to positively distinguish whether what looked like excitonium wasn't in fact a Peierls phase. Though it's completely unrelated to exciton formation, Peierls phases and exciton condensation share the same symmetry and similar observables -- a superlattice and the opening of a single-particle energy gap.

Abbamonte and his team were able to overcome that challenge by using a novel technique they developed called momentum-resolved electron energy-loss spectroscopy (M-EELS). M-EELS is more sensitive to valence band excitations than inelastic x-ray or neutron scattering techniques. Kogar retrofit an EEL spectrometer, which on its own could measure only the trajectory of an electron, giving how much energy and momentum it lost, with a goniometer, which allows the team to measure very precisely an electron's momentum in real space.

With their new technique, the group was able for the first time to measure collective excitations of the low-energy bosonic particles, the paired electrons and holes, regardless of their momentum. More specifically, the team achieved the first-ever observation in any material of the precursor to exciton condensation, a soft plasmon phase that emerged as the material approached its critical temperature of 190 Kelvin. This soft plasmon phase is "smoking gun" proof of exciton condensation in a three-dimensional solid and the first-ever definitive evidence for the discovery of excitonium.

"This result is of cosmic significance," affirms Abbamonte. "Ever since the term 'excitonium' was coined in the 1960s by Harvard theoretical physicist Bert Halperin, physicists have sought to demonstrate its existence. Theorists have debated whether it would be an insulator, a perfect conductor, or a superfluid -- with some convincing arguments on all sides. Since the 1970s, many experimentalists have published evidence of the existence of ex-



**Volumetric 3D Printing Promises Nearly Instant Builds**




**Many More Bacteria Have Electrically Conducting Filaments**



**Insights on Fast Cockroaches Can Help Teach Robots to Walk**

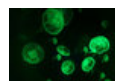
#### COMPUTERS & MATH



**Towards Data Storage at the Single Molecule Level**



**In First, 3-D Printed Objects Connect to WiFi Without Electronics**



**Experiment Demonstrates Quantum Mechanical Effects from Biological System**

citonium, but their findings weren't definitive proof and could equally have been explained by a conventional structural phase transition."

Rak recalls the moment, working in the Abbamonte laboratory, when she first understood the magnitude of these findings: "I remember Anshul being very excited about the results of our first measurements on TiSe<sub>2</sub>. We were standing at a whiteboard in the lab as he explained to me that we had just measured something that no one had seen before: a soft plasmon."

"The excitement generated by this discovery remained with us throughout the entire project," she continues. "The work we did on TiSe<sub>2</sub> allowed me to see the unique promise our M-EELS technique holds for advancing our knowledge of the physical properties of materials and has motivated my continued research on TiSe<sub>2</sub>."

Kogar admits, discovering excitonium was not the original motivation for the research -- the team had set out to test their new M-EELS method on a crystal that was readily available -- grown at Illinois by former graduate student Young Il Joe, now of NIST. But he emphasizes, not coincidentally, excitonium was a major interest:

"This discovery was serendipitous. But Peter and I had had a conversation about 5 or 6 years ago addressing exactly this topic of the soft electronic mode, though in a different context, the Wigner crystal instability. So although we didn't immediately get at why it was occurring in TiSe<sub>2</sub>, we did know that it was an important result -- and one that had been brewing in our minds for a few years."

The team's findings are published in the December 8, 2017 issue of the journal *Science* in the article, "Signatures of exciton condensation in a transition metal dichalcogenide."

This fundamental research holds great promise for unlocking further quantum mechanical mysteries: after all, the study of macroscopic quantum phenomena is what has shaped our understanding of quantum mechanics. It could also shed light on the metal-insulator transition in band solids, in which exciton condensation is believed to play a part. Beyond that, possible technological applications of excitonium are purely speculative.

---

#### Story Source:

Materials provided by **University of Illinois College of Engineering**. Note: Content may be edited for style and length.

---

#### Journal Reference:

1. Anshul Kogar, Melinda S. Rak, Sean Vig, Ali A. Husain, Felix Flicker, Young Il Joe, Luc Venema, Greg J. MacDougall, Tai C. Chiang, Eduardo Fradkin, Jasper van Wezel, Peter Abbamonte. **Signatures of exciton condensation in a transition metal dichalcogenide**. *Science*, 2017; 358 (6368): 1314 DOI: 10.1126/science.aam6432

---

#### Cite This Page:

MLA

APA

Chicago

---

University of Illinois College of Engineering. "Physicists excited by discovery of new form of matter, excitonium: Abbamonte group achieves first-ever measurement of excitonium collective modes and first observation of soft plasmon in any material." ScienceDaily. ScienceDaily, 8 December 2017. <[www.sciencedaily.com/releases/2017/12/171208143033.htm](http://www.sciencedaily.com/releases/2017/12/171208143033.htm)>.